



Massive Profit at the Micros

Copyright © 2023 by Nathan Williams

Published by Nathan Williams

All rights reserved. No part of this book may be reproduced or transmitted in any form or by any means without written permission from the author.

To request to use any part of this book in any way, write to:

[nathan@blackrain79.com](mailto:nathan@blackrain79.com)

To order additional copies, please visit:

[www.blackrain79.com](http://www.blackrain79.com)



## Massive Profit at the Micros

Let me ask you a blunt question and I want you to be brutally honest with me.

Have you been playing poker for awhile now but you aren't really winning big yet? Perhaps you are slightly up, breakeven or even slightly down?

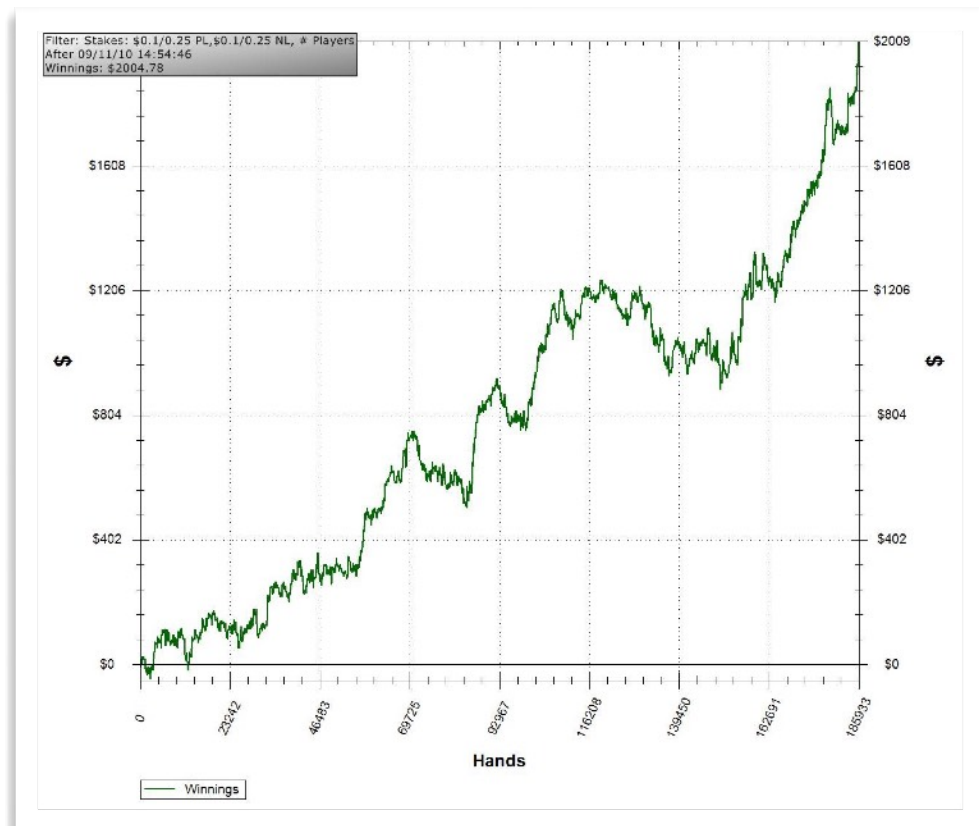
If this describes you, first off don't worry because you are not alone. Most people struggle at the lower limits especially when they are just starting out.

And sadly, many people never even get past these stakes. But believe me, this doesn't have to be you.

What if you could make hundreds or even thousands of dollars per month playing poker part time online or at the casino?

What if you could actually pay for that new laptop, luxury vacation or new car with your poker winnings?

What if you could even turn poker into a full time income like I have, traveling the world and living in exotic locations like Thailand and the Philippines?



Do your poker winnings look like this?



You might think that this all sounds like hype.

However, this is the reality that I and many other poker players live every single day. And the best thing about it is that you don't need to spend years studying advanced theory and complicated math formulas in order to achieve this. After all, we are talking about the micros here where there are still huge fish everywhere!

It doesn't matter if you are just starting out and barely know if a flush beats a straight yet. With the right strategy at the poker tables, you can start making decent money in this game in a relatively short amount of time.

And that is exactly what I am going to show you how to do in this short guide. But first things first, why should you even listen to me?

## Who Am I?



I'm Nathan "BlackRain79" Williams from Vancouver, Canada.

I am a 10+ year poker pro, multiple time best selling poker author and the founder of [blackrain79.com](http://blackrain79.com). I've been featured in some of the biggest poker publications in the world including [pokernews.com](http://pokernews.com) and [pokerlistings.com](http://pokerlistings.com).

I have also helped thousands of people turn their results around at the lower stakes with straight forward, no nonsense strategies, that crush today's games.

But I am perhaps best known for producing some of the best results in the history of online poker at the micros.



These are just a few of my winnings at the lower stakes over a recent sample.

Game Type Description	Game	Hands	BB/100	Winnings
<u>\$5/10 NL</u>	holdem	99	-26.33	-\$521.25
\$3/6 NL	holdem	1	441.67	\$53.00
\$2/4 NL	holdem	3111	-11.24	-\$2797.25
\$1/2 NL	holdem	27236	4.91	\$5350.35
\$0.5/1 NL	holdem	120085	2.56	\$6141.80
\$0.5/1 PL	holdem	242	8.11	\$39.25
\$0.25/0.5 NL	holdem	207759	1.43	\$2965.70
\$0.25/0.5 PL	holdem	8384	-2.96	-\$248.05
\$0.1/0.25 NL	holdem	749157	1.35	\$5052.13
\$0.1/0.25 PL	holdem	94036	2.37	\$1116.39
\$0.05/0.1 NL	holdem	91640	5.38	\$986.71
\$0.02/0.05 NL	holdem	1808087	7.22	\$13055.30
\$0.01/0.02 NL	holdem	2256588	14.57	\$13147.45
		5366425	9.01	\$44341.53

I made \$20k more in rakeback/bonuses over this sample as well

## Why Poker?

Well, probably just like you, I fell in love with the game immediately. The excitement, the adrenaline, the competition. The ability to actually make money by outwitting other people in a game of cards is just amazing.

In 2004 I had just graduated university with a history degree and I had no clue what I wanted to do with my life. They say that some things are meant to happen though and maybe poker was it for me.



It was during this time that a rank amateur, aptly named Chris Moneymaker, had just won the World Series of Poker for \$2.5 million dollars. The game was also starting to blow up on TV and the internet.


I “discovered” poker by chance at a small get-together with friends in late 2004. None of us had any clue what we were doing.

But we each put in \$5 dollars and I got lucky and ended up winning the whole thing. It paid for all of the beer that night and more!

I found online poker the very next day and I was hooked immediately. Actually **obsessed** would be a better way of putting it.

For the next several years of my life I literally spent every single waking moment either playing or studying the game. And at night I would dream about flops!

Poker was my ticket to the **freedom** that I had always wanted in life.



Me multi-tabling online poker

**More specifically, it would allow me to:**

- ➡ Work when I want
- ➡ Work where I want





I immediately told everyone I knew that I was going to become a “rounder” (a professional poker player). Most people laughed. A few members of my family were actually horrified and told me that I was throwing my life away!

But it was already a done deal in my mind. I was going to play this game professionally. So their comments had little effect on me. If anything, they just fired me up to succeed even more!

And so by early 2005 I was working my way up the micro stakes games online. I started at the very bottom, 1cent/2cent blinds. I gotta be honest, I had absolutely no clue what I was doing back then. I was a total fish.



Me recently in Phuket, Thailand

My only real strategy in fact was to “play tight.” However, through relentless trial and error I eventually started improving. Obsession is a powerful thing!

In April of 2007 I made the decision to turn professional because in just a few hours each night playing online poker I was making twice or more what I made all day at my crappy desk job.

Fast forward to today and I now live what some might call “the dream” working from various exotic locations around the world and spending most of the year based in beautiful Thailand.

Poker has given me what I consider to be the greatest freedom there is: **to live my life on my own terms.**

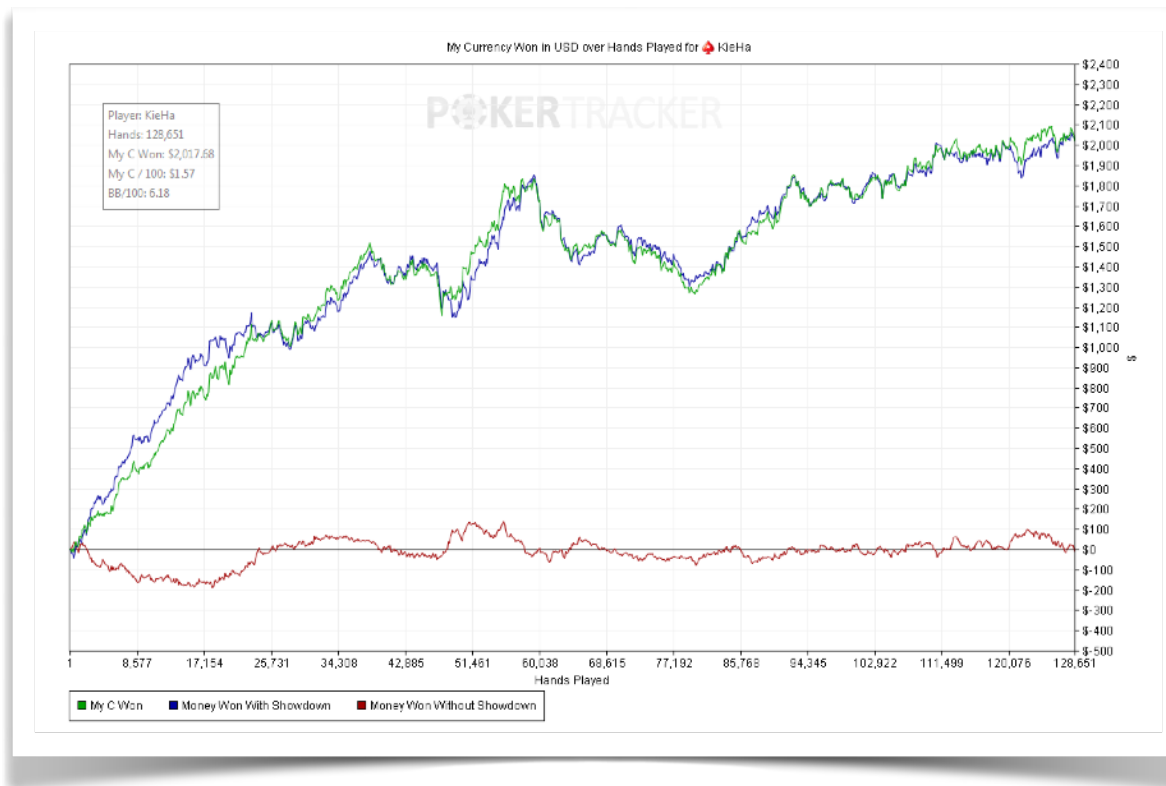
But what I am also proud of is the fact that I have been able to help thousands of other people now through private coaching and writing three of the most popular poker books ever published on these stakes.



### Success Story #1



Kieran “KieHa” Harding is a former student of mine from Germany who is now a professional online poker player. He is a personal friend now as well since he recently made the move to Thailand to play full time. Here is some recent evidence of just how successful he has been at the poker tables:



For Kieran's full story check out the recent interview that I did with him on my blog [here](#).

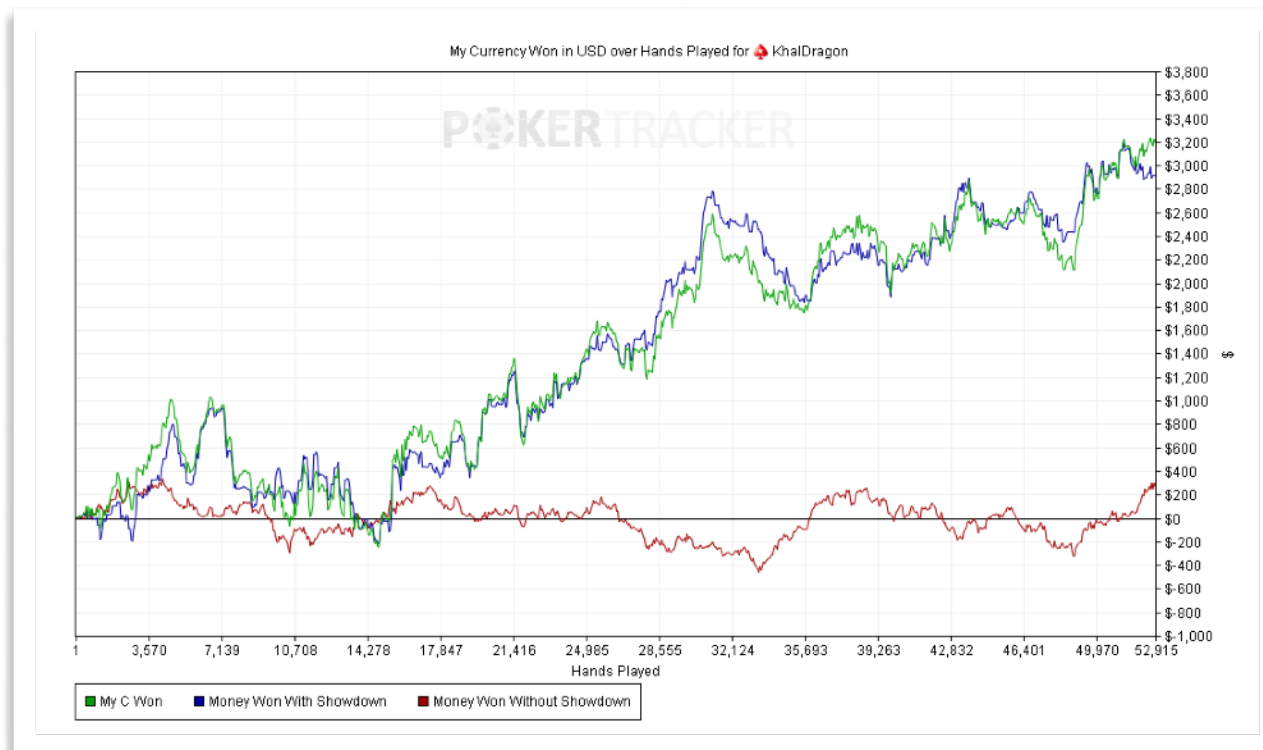




## Success Story #2



Willian “KhalDragon” Mates is another former student of mine hailing from Brazil. He is also now a professional poker player and a coach on the popular training site BlueFirePoker. Here is some recent evidence of just how dominant he has been at the poker tables:



For Willian’s full story check out the recent interview that I did with him on my blog [here](#).



## Who This Poker Guide is For

This guide won't take you from zero to \$10,000 overnight. It also won't turn you into a professional poker player by next week.

Instead, it will give you the proven strategies and tools, based off millions of hands of experience, to start working your way up the lower stakes and turning a profit at each step of the way.

I need to be clear right off the bat though. Big time success in this game requires tons of work ethic, patience and discipline.

Anyone who is looking for some sort of "get rich quick" program would do better to simply stop reading right now because this simply isn't the way that poker works.

For the rest of you who are serious about taking your game to the next level though, I wrote this guide for you.

### **Here is what you can expect to learn in the following sections:**

- How much money you can make playing poker
- What hands to play
- When to bet, raise, bluff and fold
- Bankroll management
- The ways to find the bad players (fish)
- How to finally stop tilting



## Here is What This Poker Guide Can Provide You With

### Location Independence

Make money from anywhere on earth. For example, I am writing this little guide and playing poker right now while traveling in South Korea. This is because all I need is my laptop and an internet connection.

### Control Over Your Time

I determine when I play poker. I can put in a session starting at 3am if I want, it doesn't matter. Or, I can simply take the day off if I am traveling or meeting friends.

### Financial Freedom

Whether you want to play poker professionally like I do, or just as a profitable side hobby, pretty much everybody could use a little bit of extra cash at the end of the month. You can make significant money in poker even at the lower stakes.

So if you're ready, let's dive in!



I wrote part of this guide while sitting here overlooking Seoul



## How Much Can You Make Playing Poker?

Alright, so let's just get into some actual numbers right away. How much money can you make at the "micros"? (1c/2c to 50c/\$1 blinds online, \$1/\$2 and \$2/\$5 live).

### Live Poker Cash Games

The consensus has long been that the very best live players can beat the two lowest stakes (\$1/\$2 and \$2/\$5) for about 10 big blinds per hour.

**So in terms of actual money this equates to:**



1/2 - \$20 an hour



2/5 - \$50 an hour



And of course as you move up the stakes you can expect to make a lot more than this.

However, it should be noted that you cannot just scale it up infinitely by using a simple formula like this. The reason why is because the players become progressively more skilled as you move up. This will lead to a decrease in your bb/hour.

However, as long as your bb/hour remains a positive number, you will still make money. And due to the much larger amounts of money in play at higher stakes, the hourly tends to rise sharply as well.



### Online Poker Cash Games

In online poker results are tracked a bit differently. Instead of bb/hour, the standard metric used is big blinds per 100 hands played (bb/100).

**Here are the winrates that the very best online poker players make at each level of the micros:**

- 1c/2c - 30bb/100
- 2c/5c - 20bb/100
- 5c/10c - 14bb/100
- 10c/25c - 10bb/100
- 25c/50c - 8bb/100
- 50c/\$1 - 6bb/100

**But what does this mean in terms of your actual hourly?**

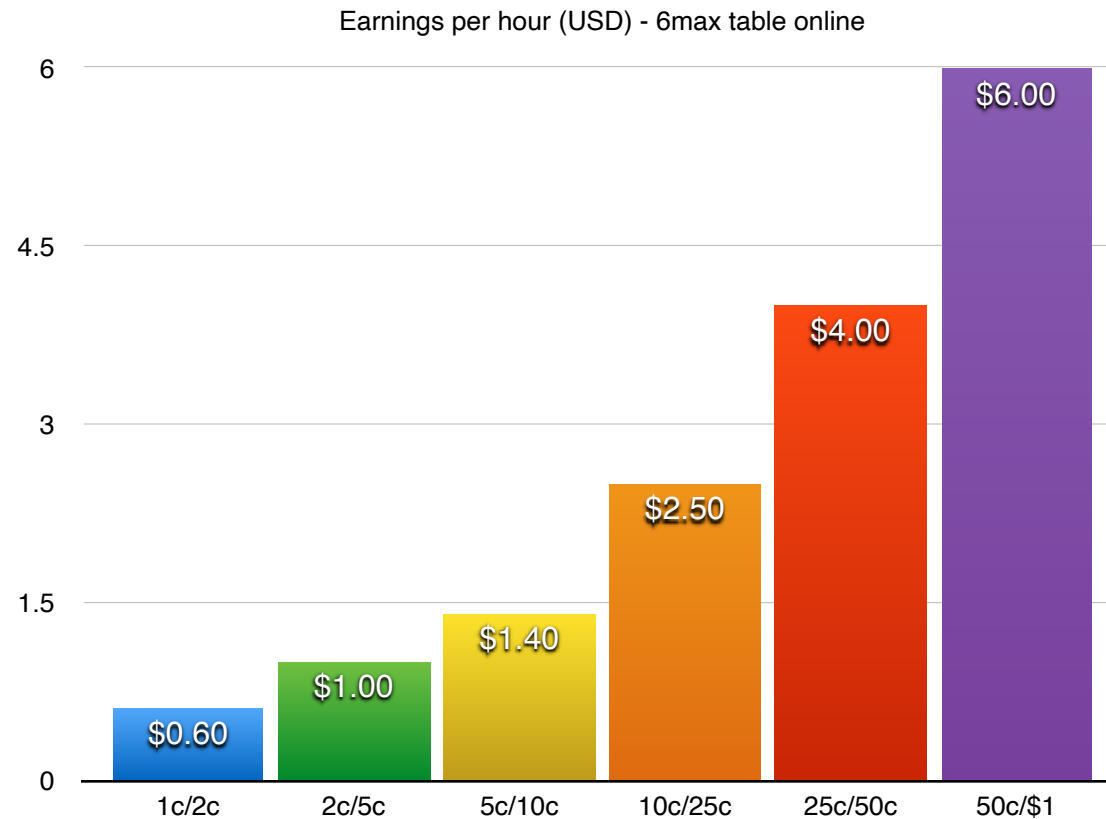
Well assuming that you play at a 6max table (which typically deals at close to 100 hands per hour online) the following graph shows how much you will make per hour at each limit.





## Massive Profit at the Micros

---



Yikes! These aren't exactly mind-blowing numbers. Even at the very highest level of the micros we are still only making 6 measly bucks per hour!

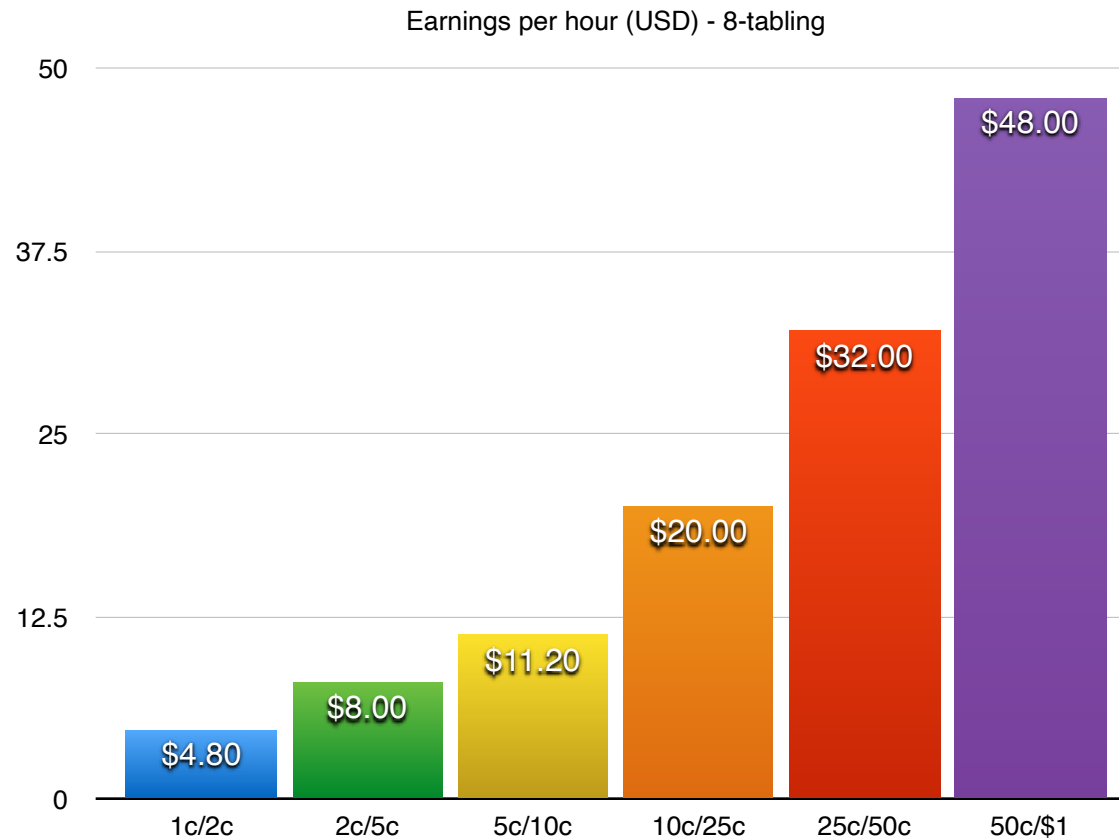
The key thing that is missing here though is the ability in online poker to **multi-table**. This means that by adding more tables we can multiple these results many times over.





## Massive Profit at the Micros

So let's run the numbers one more time but assume that we are playing 8 tables this time.



**Note:** 8 tables might seem like a crazy amount at first but many pros actually play double or even triple this amount. With experience it actually becomes easy to do. Check out my full guide to playing more tables [here](#).



So as you can see above, the money in online poker starts out small at the lower limits. However, once you start climbing the stakes a bit you can be making close to \$50 an hour while multi-tabling.

But the other great thing about online poker is that nearly every single poker site offers something called “rakeback” and bonuses.

This is essentially free money that you get just by playing the game.

For a heavy grinder (regular player) at the micros this can add **hundreds or even thousands of dollars** more to your bottom line every month.

So now that \$50 an hour multi-tabling the 50c/\$1 games could actually be considerably higher. This is why some people are able to make a living playing at these relatively low stakes.

And of course once you move up past the micros the numbers rise dramatically.

Many of the top online poker pros at mid stakes (\$2/\$4, \$3/\$6 and \$5/\$10) make well over 6 figures per year. And the best high stakes players make 7+ figures. This includes tournament players as well.

And this really is the most amazing thing about poker.

It is **totally up to you** how far you go in this game. There are countless stories of people who turned a small initial deposit into tens of thousands, hundreds of thousands or even millions of dollars.

Heck, I am one of them. I started with just \$50 online and ended up quitting my job, turning pro and traveling the world. This game changed my entire life.

But before you start counting all those future riches let's get you crushing the micro stakes games first!





Before I get started though, did you know that I also put out weekly poker strategy videos on my YouTube channel teaching you how to crush small stakes games?

For example, I just released this one - **How to Play to Play Better Poker in 30 Days (Just Do This!)**



Click the image above to watch my new YouTube video now

Make sure you are [subscribed to my YouTube poker channel](#) so you don't miss out when I release new videos.



## The Key to Massive Profit at the Micros

The most important part of creating huge profits at the poker tables is having the right strategy so I am going to jump right into that first.

And don't worry. Even if you are brand new to the game I am going to explain it all step by step below in the most simple terms.

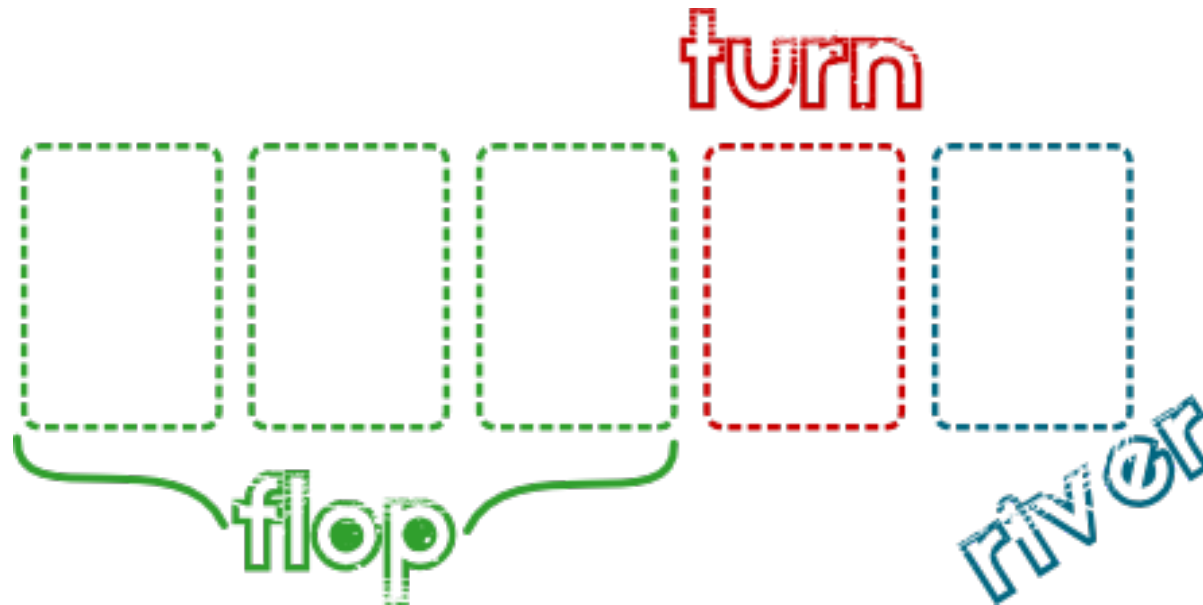
Here is a brief overview of how each "street" in No Limit Texas Hold'em works.



### Preflop

Everybody starts with 2 hole cards dealt face down. A round of betting commences.





## Flop

Three community cards are dealt face up in the middle of the table. Everybody can use these together with their 2 hole cards to make the best 5 card poker hand. Another round of betting commences.

## Turn

A fourth community card is dealt face up in the middle of the table. Another round of betting commences.

## River

A fifth community card is dealt face up in the middle of the table. A final round of betting commences.



## Preflop (TAG Poker)

So let's start with preflop. You get dealt two cards, now what?

Well, even though it might sound a little cliché, the age old advice to play tight is still absolutely the way to go at the lower stakes.

But you also need to play aggressively in the right spots as well though. This is why I recommend a style of play at these limits that is known as "TAG." This stands for tight and aggressive.

### What does this actually mean in practice?

- ➡ At a 6max poker table (6 players) I suggest playing the top 20% of hands that are dealt to you.
- ➡ At a full ring poker table (9 players) I suggest playing the top 15% of hands that are dealt to you.

**Note:** In some live casino poker games the table might have 10 players whereas 6 or 9 is almost always standard online. In this case, just use the recommended advice below for 9 players in this guide.

Also, if you play Zoom poker online (or various other forms of fast fold poker like Snap, Fast Forward, Zone), my recommendations are the exact same.







Here is a rough visual representation of the top 20% of hands (6max):

AA	AKs	AQs	AJs	ATs	A9s	A8s	A7s	A6s	A5s	A4s	A3s	A2s
AKo	KK	KQs	KJs	KTs	K9s	K8s	K7s	K6s	K5s	K4s	K3s	K2s
AQo	KQo	QQ	QJs	QTs	Q9s	Q8s	Q7s	Q6s	Q5s	Q4s	Q3s	Q2s
AJo	KJo	QJo	JJ	JTs	J9s	J8s	J7s	J6s	J5s	J4s	J3s	J2s
ATo	KTo	QTo	JTo	TT	T9s	T8s	T7s	T6s	T5s	T4s	T3s	T2s
A9o	K9o	Q9o	J9o	T9o	99	98s	97s	96s	95s	94s	93s	92s
A8o	K8o	Q8o	J8o	T8o	98o	88	87s	86s	85s	84s	83s	82s
A7o	K7o	Q7o	J7o	T7o	97o	87o	77	76s	75s	74s	73s	72s
A6o	K6o	Q6o	J6o	T6o	96o	86o	76o	66	65s	64s	63s	62s
A5o	K5o	Q5o	J5o	T5o	95o	85o	75o	65o	55	54s	53s	52s
A4o	K4o	Q4o	J4o	T4o	94o	84o	74o	64o	54o	44	43s	42s
A3o	K3o	Q3o	J3o	T3o	93o	83o	73o	63o	53o	43o	33	32s
A2o	K2o	Q2o	J2o	T2o	92o	82o	72o	62o	52o	42o	32o	22

Suggested hands at a 6max table (those marked in yellow).



Here is a rough visual representation of the top 15% of hands (full ring):

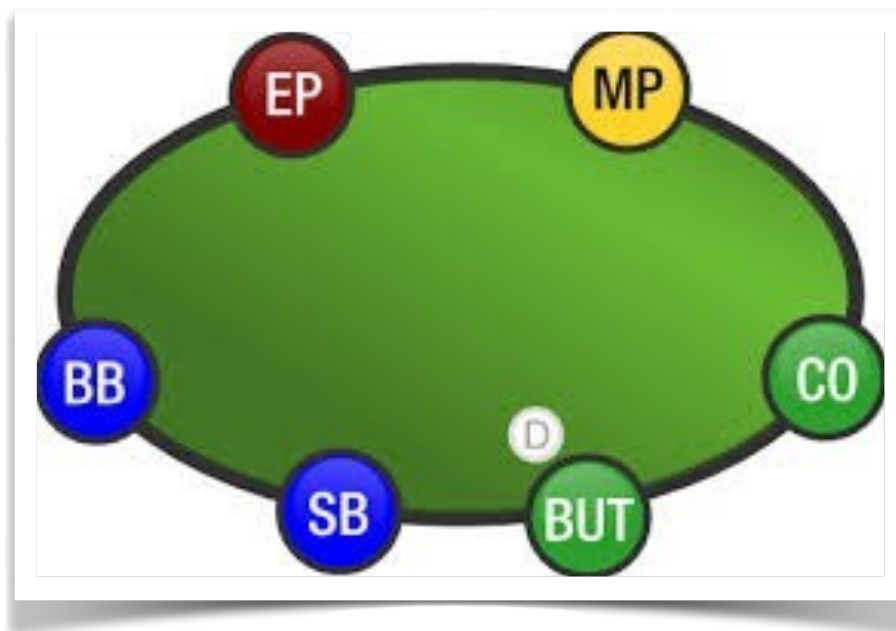
AA	AKs	AQs	AJs	ATs	A9s	A8s	A7s	A6s	A5s	A4s	A3s	A2s
AKo	KK	KQs	KJs	KTs	K9s	K8s	K7s	K6s	K5s	K4s	K3s	K2s
AQo	KQo	QQ	QJs	QTs	Q9s	Q8s	Q7s	Q6s	Q5s	Q4s	Q3s	Q2s
AJo	KJo	QJo	JJ	JTs	J9s	J8s	J7s	J6s	J5s	J4s	J3s	J2s
ATo	KTo	QTo	JTo	TT	T9s	T8s	T7s	T6s	T5s	T4s	T3s	T2s
A9o	K9o	Q9o	J9o	T9o	99	98s	97s	96s	95s	94s	93s	92s
A8o	K8o	Q8o	J8o	T8o	98o	88	87s	86s	85s	84s	83s	82s
A7o	K7o	Q7o	J7o	T7o	97o	87o	77	76s	75s	74s	73s	72s
A6o	K6o	Q6o	J6o	T6o	96o	86o	76o	66	65s	64s	63s	62s
A5o	K5o	Q5o	J5o	T5o	95o	85o	75o	65o	55	54s	53s	52s
A4o	K4o	Q4o	J4o	T4o	94o	84o	74o	64o	54o	44	43s	42s
A3o	K3o	Q3o	J3o	T3o	93o	83o	73o	63o	53o	43o	33	32s
A2o	K2o	Q2o	J2o	T2o	92o	82o	72o	62o	52o	42o	32o	22

Suggested hands at a full ring table (those marked in yellow).



### Position at the Poker Table is Key

Furthermore, the hands that you choose to play should be heavily dependent upon your position at the table.



If you are in early position (EP) or the blinds (SB and BB), then the range of hands that you play should be **tighter than normal**. This is because you will have to act first on every single street after the flop which is a huge statistically proven disadvantage.

However, if you have a better position at the table such as middle position (MP), the cutoff (CO) or the button (BUT), then the range of hands that you play should be **wider than normal**. This is because you get to act last on every single street after the flop, which is a huge proven statistical advantage.

So in other words, follow the charts above depending on whether you play 6max or full ring, but please remember that you **MUST** make adjustments depending on your position at the poker table!



### Raising Preflop

As I mentioned above, a big part of a TAG strategy involves being aggressive as well. This means that you should always come in for a raise when you are first to enter the pot.

**Bet Sizing:** I would suggest raising it to 3x the big blind.



### For Example:


At NL5 online (2c/5c blinds) if nobody else has entered the pot, then you should come in for a raise to 15c.





## 3Betting (Preflop Re-Raise)

But what if somebody has already raised the pot before you get a chance to act? If this is the case, then you should remain aggressive by making a 3Bet (a re-raise of their raise) when you have a strong premium hand.



Premium hands in poker



### Two Crucial Exceptions!

However, as you will soon find out in poker there are no set in stone rules for every situation. There are 2 key exceptions for when you should NOT 3Bet with a premium hand.



#### 1. Versus an EP Raise

When somebody raises from early position (the seats to the left of the blinds) this typically indicates a very strong hand. You should be more inclined to flat call even with most premium hands when this is the case.

On the flip side, when somebody raises from late position (cutoff or button), or in a blind versus blind situation, this is often just an attempt to steal the blinds. Therefore, you can open up your 3Betting range in a spot like this and include some non-premium hands as well.

#### 2. Versus Someone Who Folds to 3Bets A lot

Strong premium hands do not come around all that often. So if you happen to be up against the type of player who folds to 3Bets a lot, sometimes it is better to just flat call their raise instead of 3Betting.

If you are playing online then [your HUD](#) will alert you to this kind of player (Fold to 3Bet of 80% or more). I will discuss this in more detail in a bit. These players are still pretty rare at the lower limits though, online or live.





**3Bet Sizing:** I would suggest making your 3Bet 3x the original raise if you are in position (IP) and 4x the original raise if you are out of position (OOP).

**For Example:**

At NL5 (2c/5c blinds) if somebody has already raised it to 15c from MP, then you should make it 45c from the CO or BUT and 60c from either the SB or BB.

The reason why I suggest making it a little bit more when you are OOP is because it is much easier (and far more profitable) to play poker with the advantage of position after the flop.

By increasing the size of our preflop re-raise when OOP we are looking to discourage calls and just take it down preflop a little bit more often.



### Flat Calling

Now of course we don't need to 3Bet every single time somebody raises. There are the 2 exceptions that I just mentioned.

But also, there are many more occasions where we have a weaker hand that simply wants to see a cheap flop and control the pot size for now.

So you can also just flat call with several non-premium speculative hands as well.



#### **This includes hands like:**

- Small and Mid Pocket Pairs (22, 33, 44, 55, 66, 77, 88, 99)
- Broadways (AJ, AT, KQ, KJ, QJ)
- Suited Connectors (J♥T♥, 9♣8♣, 8♦7♦)

I would suggest that you keep your calling range fairly tight for now at these stakes though (i.e. just fold versus a raise with hands that are not listed above). The biggest reason why is that it is much harder to win the pot when you don't have the betting lead.

And this is especially the case for newer poker players. Once you gain more experience at the poker tables and become more skilled at outplaying people after the flop, then you can open up your flatting range a bit more.



But you must also remember that no matter how good you are it is notoriously difficult to move many of the bad players at the micros off of their hands. They love to call.

Therefore, you will need to make a real hand much more often at the lower stakes in order to win the pot. This is a lot easier to do when your standards for entering the pot are higher in the first place!

Lastly, I would suggest keeping your OOP flat calling range to a bare minimum especially if you are relatively new to poker. (i.e. make most of your flat calls when IP).

The reason why is because it will be even harder to turn a profit when you give your opponent the benefit of both position and the betting lead in the hand. Don't stack the deck against yourself!

### **4Betting**

The last preflop situation that I want to briefly discuss is what to do when somebody re-raises your 3Bet (i.e. they 4Bet you).

Well one of the things that you need to know about the lower stakes is that almost everybody plays really passively. This means that when they 4Bet you, they are very unlikely to be bluffing. They very often have a huge hand. And by huge hand I mean AA, KK, AK or QQ.

So this means that we should also have a monster hand in order to continue. As you move up the stakes where the players are more sophisticated and will bluff more in this situation, you can learn to open up your range a bit more. But for now, when somebody 4Bets you, I would recommend only continuing if you have the nuts yourself.



## TAG Poker (Postflop)

So now that we got all that preflop stuff out of the way, let's get to the area of bigger concern, postflop.

This is where the best players really excel and separate themselves from everybody else. So it is important that you have a solid strategy.

Once again, I would suggest using a similar TAG style of play after the flop as well. So once again what does this actually mean in practice?



## The Flop

If you follow the preflop advice given above, then you should have the betting lead a lot of the time when you see a flop. I would suggest making a continuation bet (CBet) most of the time as well.

- **You should CBet the flop roughly 2/3 of the time versus one player.**
- **Your CBet size should typically be 1/2 to 2/3 of the pot size (e.g. pot is \$10, CBet \$5 or \$6).**

**Note:** Make sure that you tone it down if you are up against multiple opponents on the flop because the chances of somebody having a good hand go way up. Therefore, it will be much more difficult to take down the pot. You should typically have some sort of decent made hand when you decide to make a CBet in this situation.



## What Hands Should You Make a CBet With?

Well since I suggest that you make a CBet about 2/3 of the time, then it is most of them. Against a single opponent you should make a CBet if you connect with the board in **any way**. This means any pair and any draw.

You should also be CBetting quite frequently versus a single opponent with ace high, king high, queen high and sometimes even worse especially if you are IP.

## What Hands Should You NOT Make a CBet With?

I would suggest not making a CBet if you are OOP with nothing (no pair and no draw) and you don't think that the chances are very good that your opponent will fold.

**There are two main reasons why your opponent will not fold:**



He/she is a calling station.



The board is wet and coordinated

Many of your opponents at the micros will be beginners or recreational players. They like to call a lot. This is why it is not wise to run big time bluffs at these stakes. In fact, sometimes when you have nothing at all it is better to not even waste a flop CBet on them.



This is especially the case on wet and coordinated flops such as:

5♥7♥8♣

or

9♠7♦8♠

There are a ton of hands that potentially could have hit these boards in some way. Your opponent (especially if they are loose) could have so many different straight and flush draws, pairs, two pairs and pair + draw hands on these flops.

So if you have nothing at all and you are OOP against a calling station on a wet and coordinated flop, then often the most “profitable” play is actually to just check and give up.

## Raising

What about if you are the preflop caller though? Most of the time you can probably expect to face a CBet. You can either raise, call or fold.

If you happen to have a very strong hand (top pair top kicker or better) then I would suggest almost always raising the flop at these limits.

In other words, don't slow-play your hand. Fast-play it instead.







Why?

Remember how I said that most players at these limits are passive and like to call a lot? Well this is exactly why it is a bad idea to slow-play when you have a big hand.

You have to build the pot for them at these stakes by betting and raising. And don't worry about scaring them off either. Sometimes they simply aren't going to have anything and therefore they are going to fold no matter what you do.

You should also learn to start raising your draws from time to time against the regulars who CBet the flop way too much. A lot of the time they will have very little and you can take it down without even having to improve your hand.

### **Flatting**

However, as you probably know by now, making a big hand in poker is hard. Really hard in fact. The large majority of the time after the flop you will have a weak pair or a draw at best. Often you will have nothing at all.


So what should you do then?

**You should just flat call a CBet with:**

- Top pair hands (weak kicker)
- Middle pair hands
- Draws (although sometimes raise them versus aggressive regulars as just mentioned)



It is very important to note here that you should still be folding the large majority of the time when you have nothing though. And this includes hands like bottom pair and very weak draws like a gutshot as well.



**One of the biggest keys to success at the lower end of the micros in particular is avoiding FPS (fancy play syndrome). If you have nothing, just fold!**

### The Turn

You should continue with a tight and aggressive strategy on the turn at the micros as well.

***I would suggest making a CBet again on the turn (double barrel) roughly 50% of the time.***

Now once again, versus multiple opponents you are going to need to tone it down considerably.

But in general even against just one opponent at the micros you should have a decent made hand or a good draw most of the time when you continue betting on this street.

You do not want to be firing a double barrel with a complete airball versus all of the calling stations at





these limits. They won't fold their pair or draw and therefore you are just lighting money on fire by trying to bluff them.

**There is one exception to this rule though:**

If the flop was dry and un-coordinated such as:

2♣2♥9♦

or

J♠7♣3♥

And the turn comes with a scare card such as:

A♠

or

K♦

Then you can try and represent this card by making another bet on the turn.

It is important to only attempt this versus weak/tight players who you think will fold though. Calling stations will simply do what they do best, and call you down if they have any piece of the board.



### The River

Last but certainly not least is the river. You need to continue with a tight and aggressive strategy on this street as well.

*I would suggest making another CBet on the river (triple barrel) only when you have a very strong hand such as top pair top kicker or better.*

The reason why is that very few players are going to call a raise preflop and then 3 consecutive bets at these stakes with a worse hand than this.



### Value Betting

On the other hand though, you should be value betting frequently at the micros.

I am talking specifically about situations where perhaps it went check/check on the turn for instance (i.e. there was a pause in the betting at some stage of the hand).

You will get called by worse hands in this situation much more often. Therefore, if you are up against a recreational player or even a regular, you should be routinely making value bets with hands like top pair, middle pair and sometimes even worse.



### Turn and River Final Notes

Lastly I just want to finish up by briefly talking about the turn and river in a bit more detail.

These two betting rounds are what I call the “big money streets.” This is because the bet sizes can often represent a significant portion of your stack.

Therefore it is extremely important for your winrate that you are getting the maximum value on these betting rounds but also not spewing chips.



#### 1. Multiple Barrels = Strong Hand

Firstly, versus a double or a triple barrel you should only be calling (or raising) with a very strong hand. As I have mentioned several times already, most players are very passive at these stakes. This means that they often mean business when they start betting big on the turn and river in particular.

Also, due to the high amount of prolific calling stations in low limit games it is often suicide for your winrate to run big bluffs on these later streets as well. Because they will of course just call you down!

#### 2. Turn and River Raises = Monster Hand

And finally, if your double or triple barrel gets raised at these limits then you typically need to have the nuts in order to continue. Passive players will simply not take an extremely aggressive line like this without a huge hand. Learning to fold in these situations will make a massive difference to your bottom line.



## Bankroll Management

Having the right strategy at the poker tables is extremely important but there are several other factors that go into creating massive profits as well. Bankroll management is one of the most important of these.

In the long run poker is a game of **pure skill**. The cream always rises to the top eventually. However poker is also a game that comes with plenty of ups and downs in the short run no matter how good you are.

The technical term for this is “**variance**.”

Something that you will have to get used to even at the very lowest stakes is losing days. Sometimes you can do absolutely everything right but still lose even against really bad players.

It is important to understand that this is actually a good thing (yes really). The reason why bad poker players keep depositing money and funding the entire industry is because sometimes they get lucky and win.

If poker were like chess where there is no luck in the short run, then they would get sick of losing and either quit the game or get better. Poker would then cease to be profitable.

However the beautiful thing about this game is that there is a large element of chance in the short run. This allows bad poker players to win just often enough to sustain their interest in the game. It also allows them to remain in a perpetual state of denial about their own abilities and blame their lack of success on “bad luck.”







**Long story short here:** Due to the turbulent nature of poker in the short term we must be properly bankrolled in order to withstand the variance.

So once again what does this mean in practice?



**I would suggest that you have at least 30 buyins for any limit that you are playing.**

When I say “buyin” I am referring to the maximum amount that you can put on the table in most micro stakes cash games which is 100 big blinds.

### **For Example:**

At NL5 where the maximum buyin is typically \$5 this means that you should have at least \$150 in your bankroll in order to play this game ( $30 \times 5 = 150$ ). The number of tables that you play does not affect anything here by the way.

Many people prefer to have 40, 50 or even more buyins for the limit that they are playing though. I think this is fine especially if you are currently struggling at these stakes. The lower your winrate the higher your variance will be. So a bigger bankroll is always preferable.

There is a point though where you are probably wasting your time by being too conservative with your bankroll as well. So I would probably cap it at 50 as an upper limit. Always keep yourself somewhere between 30 and 50 buyins for your current limit and you will be just fine.



## Use a Poker Tracking Program

Another crucial element to your success at the poker tables if you play online is using a poker tracking program. A program like [PokerTracker 4](#) will allow you to improve at a much more rapid pace by allowing you to:

- Analyze your poker hands
- Find your leaks (this is huge)
- Study your opponents and find their weaknesses
- Track your results

But there is also one other huge benefit to using Pokertracker. This is the HUD that comes with it.

HUD stands for “Heads Up Display.” This takes data from previous hands you have played to create insanely useful information on all of your opponents such as:

- What percentage of hands do they play?
- How often do they fold on the flop if you decide to raise?

The HUD then puts this information on the poker table for you right beside each player’s name. This is absolutely crucial for getting better reads especially if you play multiple tables of online poker.





## Massive Profit at the Micros



My PokerTracker HUD in Action  
(detailed information on all my opponents)



Now, the most important key to effective HUD use is a good setup. You need the right HUD stats on your screen and they need to be organized in a way that makes perfect sense to you.

Now don't worry because I have you covered here. I have already written the most comprehensive free guide to HUD setup ever published right here on my website: [Optimal HUD Setup for Today's Poker Games](#).

### You will learn:

- The most important stats to include on your HUD and exactly what they mean
- How to customize the look and feel of your HUD
- **FREE** download of the custom HUD that I personally use as a poker pro (use it yourself!)

As mentioned, I use [Pokertracker 4](#) when I play online poker. This is the poker HUD that I have relied on for nearly a decade now as a poker pro to get better reads at the online poker tables.

I also use PokerTracker to find my leaks and study my competition to create the strategies to beat them. This program has easily helped me make tens of thousands more dollars at the poker tables.

This is why I recommend anybody who is serious about online poker to give it a try. If you want to test out the power of Pokertracker 4 for yourself, you can download the free trial [right here](#).



## Play Against Bad Poker Players

Now, I gotta be honest with you here. It does not matter if you follow everything in this poker guide perfectly to the letter.

If you fail to consistently play against bad poker players then it is simply not possible to make massive profits at the micros (or at any other limits for that matter).

Bad poker players (fish, whales or recs as they are sometimes called) are simply the lifeblood of the entire poker industry.

You can't have a bunch of people consistently taking money out of the poker economy if a bunch of other people aren't putting money back into it.

This is where the bad poker players come in.

While the fish get lucky on occasion, most of the time they are actually losing their money at a frantic pace. This means that they have to frequently reload their account. This is the money that bankrolls the entire industry.

Most of these players play the game purely for fun and have no intention of trying to improve. If you really want to crush the micros, then it is your job to go consistently find the bad players like this and get the seat to the left of them.

Why the seat to the left of them?

Remember the power of position in poker that I already discussed above. The person who gets to act last always has a massive advantage at the poker table.





## How Do You Find the Bad Poker Players?

Well first things first you need to make sure that you are playing at the right poker sites that have lots of fish on them.

As much as I love the ease and convenience of playing on the big popular poker sites, honestly, many of them are actually well known to have some of the toughest games around.

Professional online poker players have long known that it is sometimes better to test out the smaller lesser known sites that might attract more loose players who are just looking to gamble.

Because honestly, you can study all the [advanced poker strategy](#) you want, but if you are consistently playing against good high level thinking players, then it will be like drawing blood from a stone!

Now once you get setup on a poker site how do you actually recognize who the fish are? Well there are several key signs of bad poker players.

### **Here are just a few of them:**

- They play more than 40% of their hands (your HUD will tell you this)
- Limp into the pot a lot
- Bet very small amounts both preflop and postflop
- Call down frequently with bad hands
- Play with a short stack





I have developed several methods over the years in order to find these players quickly, get the seat to their left and then start busting them. It is not possible to cover all of this in detail in this short guide though.

That is why I wrote the ["Ultimate Guide" to Table Selection](#) on my website for you.

The bottom line is do not take table selection for granted in today's online poker games!

If you want to maximize your profit at the poker tables then it is absolutely vital that you always have at least one clear recreational player at your table.

Remember, most of the profit that you make in poker over the long run will come from these players.



## The Mental Game

The final key to big success at the micros is the mental game. More specifically, I am referring to reducing how much you tilt and playing your “A-game” (your absolute best) as often as possible.

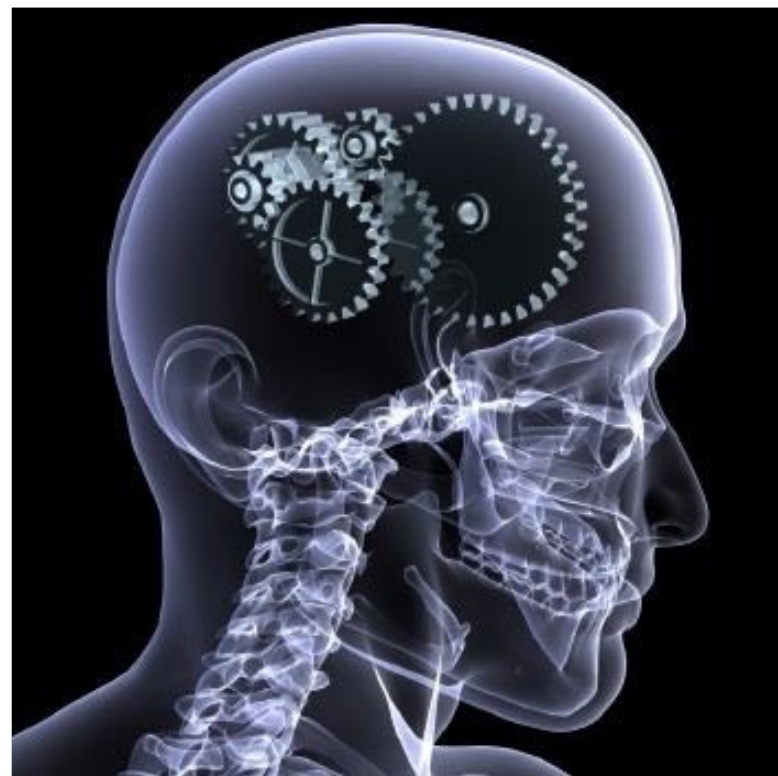
You see the thing is, you could be the best technical poker player on earth but if you can’t learn how to control your emotions at the poker tables, then there is no way that you will ever become a big winner.

One of the biggest factors affecting your results in poker is what goes on between your ears when things inevitably go bad.

The biggest winners are able to **control their emotions** better than others and employ effective quitting strategies if they feel like they cannot.

Now as long as you are human then you will always tilt to some degree. Nobody is perfect and nobody likes to lose. And sometimes you can do absolutely everything right in this game but still lose due to variance for extended periods of time.

This is especially true with online poker because you will see hands so much faster than in a traditional live poker game. When things go bad in online poker it can be mind-blowing to some people who aren’t used to the speed of the game.





A deep understanding of the following two principles is the key to everything.



**The long run is all that matters**



**The short run is therefore meaningless**

Now don't get me wrong, I still regularly get pissed off when I get a bunch of bad beats in a row like anybody else. However, the reason why I have been able to create some of the best results in history at these stakes is because of one simple little reason.

As frustrated as I might be with all of the bad beats and coolers **I will not under any circumstances allow it to affect my decisions at the poker tables.**

In fact, often if I know that I am starting to feel frustrated or tilted, then I will simply quit for the day. This prevents me from making the emotionally charged, irrational decisions at the tables which are the downfall of so many others.

I know deep down that this short term variance has absolutely no impact on my long term results in poker. I also know that the games will always be there tomorrow and that I can return with a clear head and ready to play my best again.

This is how world class professional poker players approach the game. And this is the winning mentality that you must develop in order to achieve long term consistent success at the poker tables.



## BlackRain79 Elite Poker University ♠

Want to go much deeper into the advanced strategy to crush your poker games?

I just released my brand new **BlackRain79 Elite Poker University**.

This is a comprehensive high level poker training course to start quickly improving your results at the poker table.



### Here's what you get...

- 1) My new Elite Poker University includes nearly 17 hours of advanced poker lessons
- 2) Over 200+ in-depth poker hand examples where I walk you through my complete strategy in all situations
- 3) Dozens of downloadable "cheat sheets" (exactly what hands to play, when to bet, raise, bluff etc)
- 4) Comprehensive Zoom and Tournament multi-video strategy workshops

And so much more.



This is the most comprehensive training course I have ever put together with **over 50 advanced video lessons** designed to give you the proven strategies to start getting much better results in your poker games.

I cover cash games, tournaments, zoom, live poker, online poker, 6max and full ring for all skill levels, beginner all the way to advanced pro.


You will learn how to play hundreds of difficult spots like:

How to play your A♥K♥ on a 8♣7♦5♣ flop, when an aggressive player raises you.

Or how to play your K♠K♦ on a A♥5♣3♥ flop, when one of those wild unpredictable "fishy" players raises you.

**Check Raise the River Example #1**

- River comes: K♥J♠3♥K♠4♠
- **What should we do?**
- We should Check Raise ✓
- By check raising the River sometimes here, we allow an aggressive Reg to bluff at the pot
- If they happen to have a big hand like Kx or a Flush, we will get action from them either way



**And you will also learn my most advanced strategies for crushing mid and high stakes games such as:**

How to turn your 5♥5♦ into a highly profitable Triple Barrel Bluff versus a Tight/Passive player on a River of T♦7♣6♣A♠K♥

Or how to check/raise the River for massive value versus a recreational player and as a **total bluff** versus a Loose and Aggressive regular.



If you are serious about taking your poker game to the next level, enroll today in my new Elite Poker University training.

This course is for serious poker players only who want to get **world class results**.

[Enroll in my Elite Poker University Training right now](#)

Get \$100 OFF Use Code: **ELITE100**





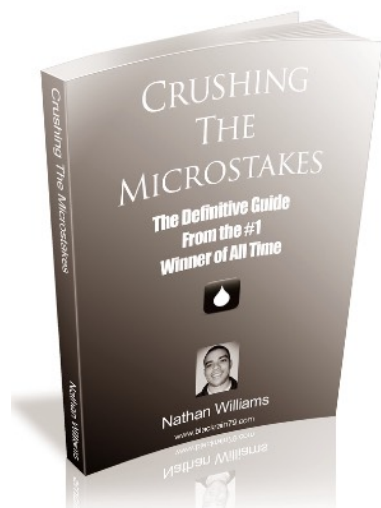
## My Poker Strategy Books ♦

I have also written **three best selling poker strategy books** which are based on the proven strategies I have used as a 10+ year professional poker player.

In them you will find hundreds of step by step example hands to walk you through how to implement my strategies. You will also find my most advanced poker strategies that you need to know at higher stakes.

In Crushing the Microstakes (see below) there is even an optional video course included with 6 hours of me playing 6max, Zoom and full ring and explaining every decision I make to you.

You get to essentially “look over my shoulder” as I show you exactly how I created some of the highest winnings in online poker history at these stakes.



### Crushing the Microstakes

This is the poker book that has now helped over ten thousand people finally stop playing losing or break even poker at the lowest stakes and discover how to win instead.

**Recommended For:** 6max, Zoom and full ring NL2, NL4 and NL5 online, \$1/\$2 and \$2/\$5 if you play live, along with low buy-in tournaments.

If you are new to poker or having a hard time turning a profit yet at limits like 1c/2c or 2c/5c online (or \$1/\$2 live), then this is the poker book that is going to teach you how



**Crushing the Microstakes** gives you the step by step strategies that I created to beat these games for tens of thousands of dollars as a 10+ year pro.

Page 52





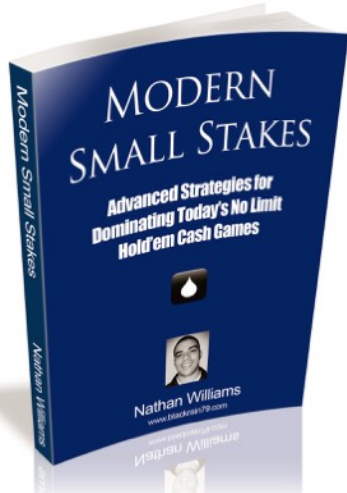
This basically allows you to look over my shoulder as I play and show you exactly how I created some of the highest winnings ever recorded in these games.

**Crushing the Microstakes** also comes with these extremely popular free bonus guides:

- The Starting Hand “Cheat Sheets”
- The Ultimate Zoom Poker Strategy Guide

To pick up your copy of Crushing the Microstakes (and the video course) right now, [click here](#).

Enter discount code **CTM25** to instantly get 25% OFF



## Modern Small Stakes

Modern Small Stakes is the massive followup effort to Crushing the Microstakes.

**Recommended For:** 6max, Zoom and full ring NL10, NL25, NL50 and NL100 online, \$2/\$5, \$5/\$10 and \$10/\$20 if you play live, along with low buy-in tournaments.

Modern Small Stakes is kind of like the encyclopedia of small stakes poker. I wrote it to literally provide you with an answer for every situation imaginable in a small stakes poker game.

You learn what hands to play preflop at every position at the table, when to 3Bet light, when to 4Bet light, when to raise the flop, when to raise the turn, when to float, when to double float, when to bluff the river, raise the river and so much more.


Modern Small Stakes is a 500 page answer to every possible situation that you could ever find yourself in at a small stakes poker table. This is why MSS is only recommended for very serious students of the game.

**Modern Small Stakes** also comes with these extremely popular free bonus guides:

- The Starting Hand “Cheat Sheets”
- The Ultimate Zoom Poker Strategy Guide

To pick up your copy of Modern Small Stakes right now, [click here](#).

Enter discount code **MSS25** to instantly get 25% OFF



## The Micro Stakes Playbook

My latest and likely final poker book, The Playbook provides you with a "hit list" of all my very best poker strategies to beat other good players as you move up the stakes.

**Recommended For:** 6max, Zoom and full ring NL10, NL25, NL50 and NL100 online, \$2/\$5, \$5/\$10 and \$10/\$20 if you play live, along with low buy-in tournaments.

It is directly based on my 10+ years experience as a poker pro. And indeed I wrote this book in order to help other aspiring poker pros especially as they climb up through small and mid stakes games.

Once again, this is a book written for experienced poker players who are already perhaps having some success at the lower stakes and want to take their game to an elite level.

**The Micro Stakes Playbook** also comes with these extremely popular free bonus guides:

- The Starting Hand "Cheat Sheets"
- The Ultimate Zoom Poker Strategy Guide

To pick up your copy of The Micro Stakes Playbook right now, [click here](#).

Enter discount code **TMP25** to instantly get 25% OFF



## My Poker YouTube Videos ♣

Did you know that I also put out poker strategy videos on my YouTube channel every single week for cash games, tournaments, zoom, live poker and online poker strategy?

Here is one of my latest videos - **12 Advanced Online Poker Tips the Pros Don't Want You to Know**



Click the image above to watch my new YouTube video now

Make sure you are [subscribed to my YouTube poker channel](#) so you don't miss my new videos.





# Final Thoughts

Poker is a lot more fun when you become a solid winning player. And let me tell you, there is nothing better than being able to make good money (or even a full time living) doing something that you already love to do!

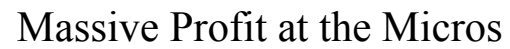
This game has completely changed my life and given me the freedom to work where I want and when I want. In fact I just recently passed **the 10 year mark** as a professional. Here is [the blog post](#) about it that went viral.

But I also love hearing the success stories from people just like you, who have implemented the strategies that I discussed in this guide, my books, YouTube videos and on my website.

Here are just a few of the graphs and stats that people send me all the time:

**1) Dave from Colorado, USA** - Plays NL4 online. Now winning consistently and moving up soon.

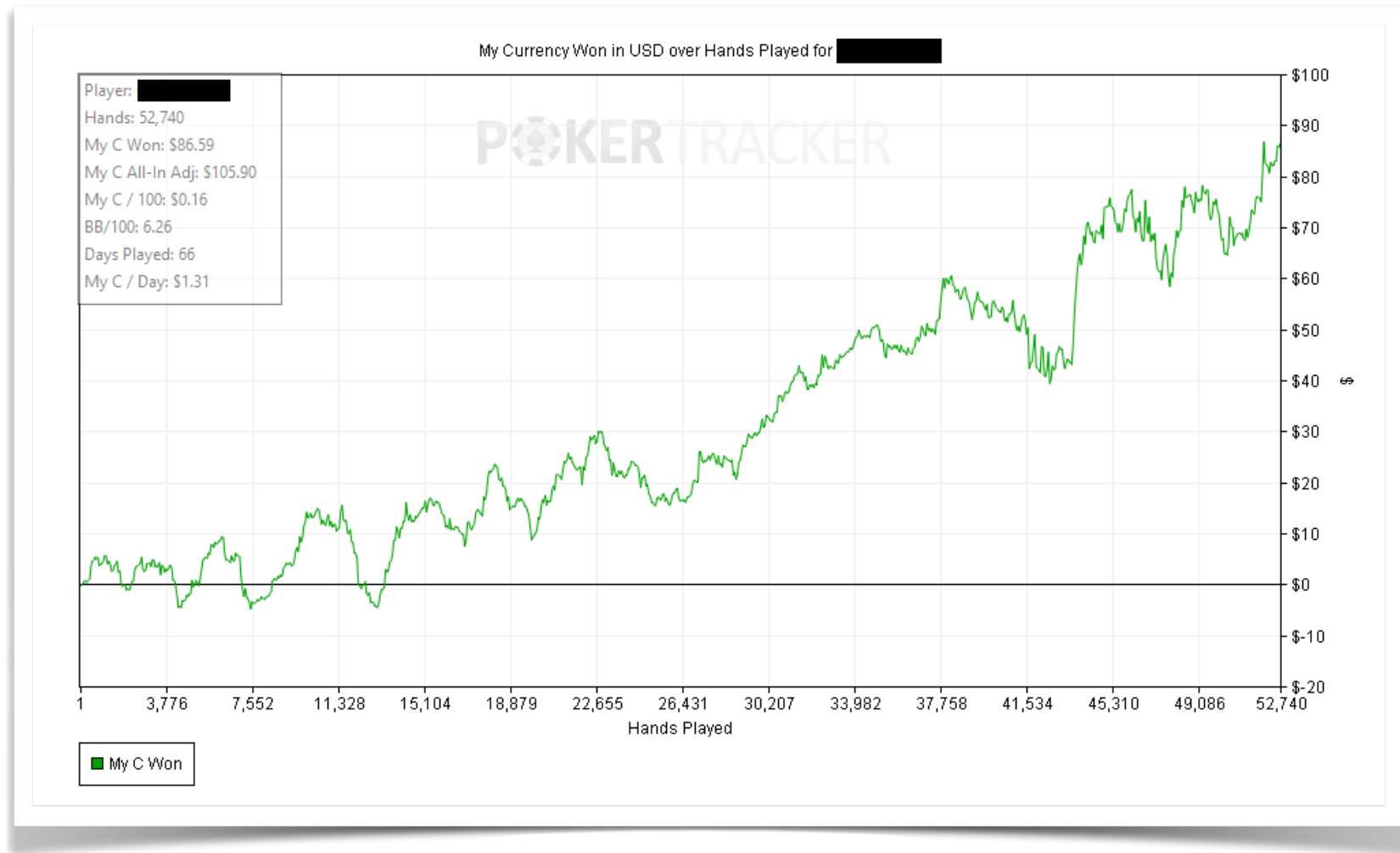


[illegible]



## Massive Profit at the Micros

### 4) Denis from Quebec, Canada - Solid results at NL2, moving up to NL5 soon.





## Massive Profit at the Micros

Lastly, I am always posting on Instagram about my day to day life and world travels.

Here I am recently checking out the view from the 85th floor in Bangkok!

You can follow me on Instagram [right here](#).

I also have a brand new private Facebook poker group which is really taking off in popularity.

You can post your poker hands and get custom advice from myself and many other pros.

**Join for free right here:**

[BlackRain79 Private Facebook Poker Group](#)





## Thank You!

Thank you for reading this short little poker guide on how to create massive profits at the micros.

I hope these strategies will help you start turning your results around quickly at the lower stakes.

But don't worry because I won't be leaving you hanging after this!

In the coming weeks I will be sending you emails with even more advanced tips on how to start crushing the micros.

This includes cutting edge strategies, specifically tailored for today's games, that I only send to you via email.

So make sure that you look out for them in your inbox soon!

Talk soon,

**Nathan “BlackRain79” Williams**

[www.blackrain79.com](http://www.blackrain79.com)

